



# KENT ROAD PUBLIC SCHOOL

## BLUE GUM NEWS

Kent & Herring Roads, EASTWOOD 2122 T:9878 2884 F:9878 5795 E: kentroad-p.school@det.nsw.edu.au

Term One Week 11

Tuesday 10th April 2018

Important  
Dates &  
Notes

Footsteps  
Program  
Each Wed this  
term

ICAS Schools  
Competitions  
Digital  
Technologies &  
Science Closed.

Year4 Two Night  
Excursion  
Mon 14th May -  
Wed 16th May

Students Return  
Term Two  
Tuesday 1st  
May

### Term Dates 2018

#### Term 1

30/01/18—13/04/18

#### Term 2

01/05/18—06/07/18

#### Term 3

24/07/18—28/09/18

#### Term 4

15/10/18—19/12/18

Last day for students  
Wed 19th December

## Dear Parents and Carers, Principal's Report

### THANK YOU

I would like to sincerely thank the Kent Road community for their care and generosity in response to last week's request for support for one of our families. Your kindness has been overwhelming.

All money donated has gone into a bank account which has been provided by St George's pre-school to make accessing the funds as easy as possible for the family. St George's Pre School, Gumnut Cottage and Kent Road are working together to provide support, and I am aware of other groups also fundraising to provide support.

Many people have contacted the school and preschool to offer furniture and white goods and other items. This too is extremely generous. We have taken contact details of these offers and will pass them on to the family when the time is appropriate.

### END OF TERM ONE

This week brings Term One to a close.

I am currently accompanying our eight Year Six student leaders with Miss Brasier to a leadership conference in outback NSW, in Mungo National Park which is part of the Willandra Lakes region. Mungo National Park is the home of Mungo Man and Mungo Woman.

The Mungo Man was an early human inhabitant of the continent of Australia, who is believed to have lived about 40,000 years ago, during the Pleistocene epoch. His remains were discovered at Lake Mungo, New South Wales in 1974. The remains are the oldest anatomically modern human remains found in Australia to date.

The Year Six students will participate in a range of leadership activities with students from various parts of Sydney and from the Wentworth area. We will return on Friday afternoon.



At Orange  
World in Mildura



On the banks of the Murray River in Mildura yesterday



At Orange World in Mildura



**STAFF NEWS**

At the end of this term we say goodbye to Miss van der Walt who is moving to Malaysia for two years. I am sure Miss van der Walt will enjoy the adventure of living and teaching overseas, and thank her for her outstanding contribution to teaching at Kent Road over the past three years and a term. I welcome Miss Brittani Stevenson to Kent Road to take over teaching 2V students for the remainder of the year.

Congratulations to Miss Sambell who is to be married during these holidays. Miss Sambell and her husband will be travelling for the first three weeks of term two. Ms. Brooks will be teaching 5M during this time.

Ms. Ryman, our school counsellor, will be moving to another district to fill a different role for the next six months. A relieving counsellor will be announced early next term.

**FOOD ALLERGIES**

I would like to ask parents to take all care to not provide their child with foods containing peanuts. Whilst we have children with a range of food allergies, peanut allergies are the most common.

Last week we had an incident where an older student ate food provided by another student and he suffered an allergic reaction. The food, a chocolate bar, contained peanuts. This is a very concerning incident.

If every parent ensures their child does not bring foods containing peanuts, to school, to sport, to excursions, and students know to not swap their food, we can work together to keep students safe.

**GOOD LUCK JOSHUA and CLAUDIA**

Good luck Joshua and Claudia, at the State Swimming Championships at Homebush tomorrow, Wednesday 11<sup>th</sup> and Thursday 12<sup>th</sup> April. I hope they enjoy the experience and feel proud that they have already achieved so much by qualifying for this level of competition.

**STUDENT BANKING - TOMORROW**

For students in Years 2-6, bank books will be collected from the morning assembly.

Kindergarten and Year One bank books will be collected as they enter the classroom.

If your child is late arriving to school on Wednesdays their bank book will not be collected for banking.

*Denise Minifie*

Principal

WINTER PSSA RESULTS			
PSSA SPORT	WIN/LOSS	SCORE	Player of the Match
Girls Tiger Tag	Bye		
Boys Tiger Tag	Bye		
Junior A Netball	LOSS	6 - 3	Eliza
Junior B Netball	LOSS	13 - 0	Ella
Senior A Netball	WIN	12 - 8	Divya
Senior B Netball	WIN	16 - 5	Holly
Junior A Soccer	WIN	4 - 1	Christian
Junior B Soccer	WIN	4 - 1	Drew
Senior Soccer	LOSS	0 - 1	Ty
Girls A Soccer			
Girls B Soccer			
Junior AFL – A			
Junior AFL – B			
Senior AFL – A	LOSS	20-6	Alex
Senior AFL – B	LOSS	26-10	Abhimita



At last week's Gold Medal Assembly the following students received their gold medal after achieving the highest level of the green card system. These students consistently model respect, responsibility and engaged learning.

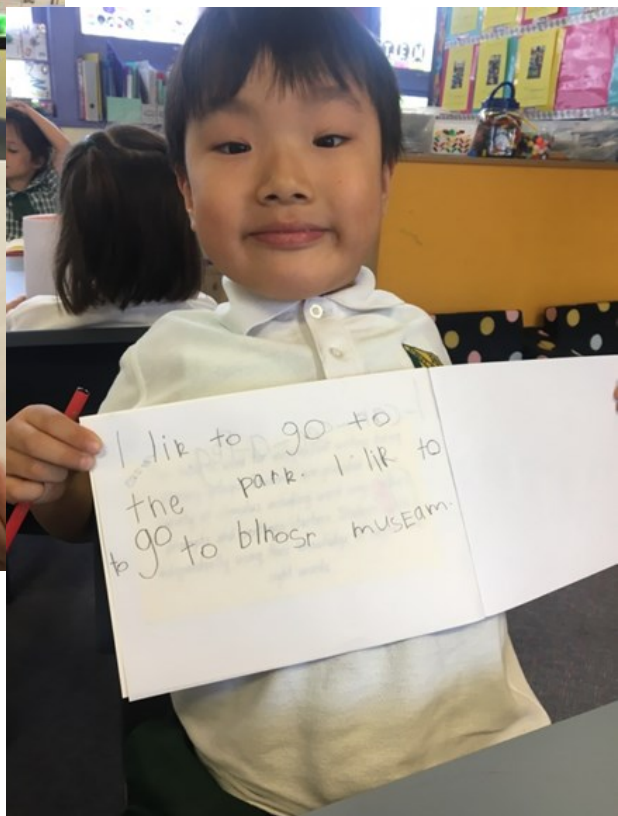
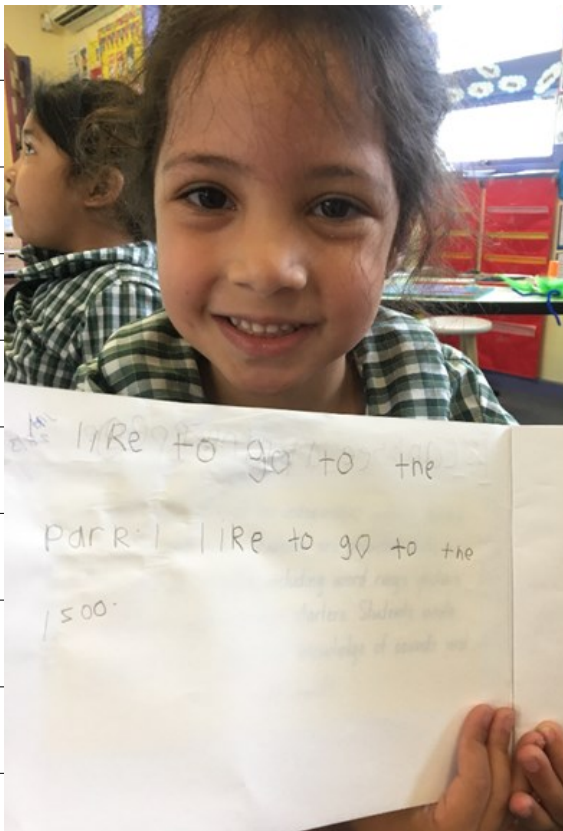
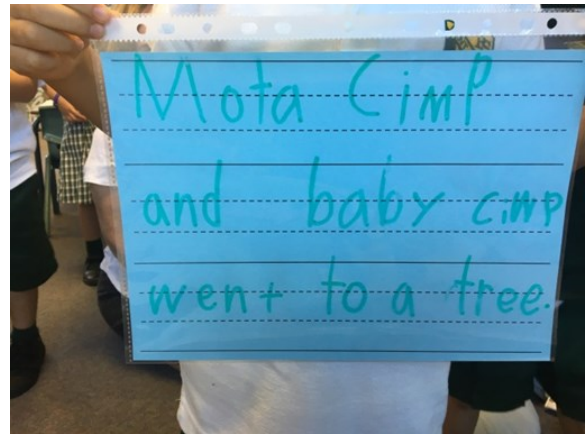
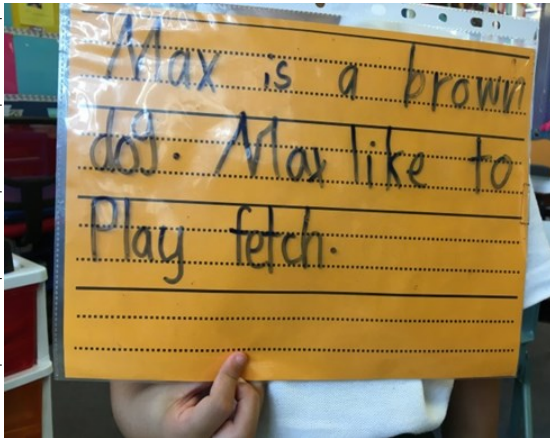
Name	Class	Name	Class	Name	Class	To Be Presented	Fri 13th April
Bianca H	2C	Amy N	2H	Samarth S	2R	Morgan P	5M
Christopher F	2C	Jinjin Y	2H	Ariana S	2R	Florence C	5S
Rachel W	2C	Sophie J	2H	Heidi R	2R	Ada A	5S
Selina C	2C	Alice N	2H	Ishhanvi C	2R	Sophie M	5G
Matilda J	2C	Jayden H	2H	Jamie W	2W	Aria W	4D
Sam A	2V	Mason T	1C	Zhan R	2W	Joanna V	3L

Also at the assembly, the following students received a class merit award.

KC	Hayden	Great improvement in handwriting
KH	Beau	Using his knowledge of sounds and sight words to write simple sentences
KR	Momina	A great effort to learn Kent Road rules and settle into KR
KS	Ajwad	Always showing enthusiasm
1B	Aadhya	Excellent improvement in reading and spelling
1C	Edwin	Creating a detailed imaginary insect in Science
1G	Emily	For designing an interesting insect during Science
1L	Hannah	Always staying on task and trying her best during literacy groups
1N	Chloe	Being an enthusiastic and engaged learner
2C	Selina	Creating a fantastic alternative King Pig cover
2H	Ben W	Creating an interesting Lego comic for Toy Week
2R	Kyce	Showing responsibility while teaching others how to use their laptops
2V	Shriya	Being a reflective writer and responding well to feedback
2W	Aidan	Always trying his best
K-2 MUSIC	Marcus (2W)	Reading rhythms with confidence in music
3G	Ammar	Always being an engaged learner
3M	Caleb	Displaying great knowledge during the Blue Mountains excursion
3R	Kiera	Excellent behaviour and enthusiasm at camp
4D	Raiyan	A well prepared speech and excellent listening
4H	Avani	A convincing presentation on why homework should be banned
4P	Auntor	Being a caring, helpful and respectful friend
5G	Cynthia	Presenting an interesting and engaging speech about Antarctica
5M	Andra	Fantastic enthusiasm and effort in Footsteps dancing
5S	Michael	For his theatrical and highly engaging presentation on Antarctica
6B	Ricky	Being a reliable and supportive peer in class and on our Year Six excursion
6I	Divya	For always striving to do her best and being a respectful, responsible and engaged learner
MUSIC	Erin A (3R)	Always being an engaged learner in Music

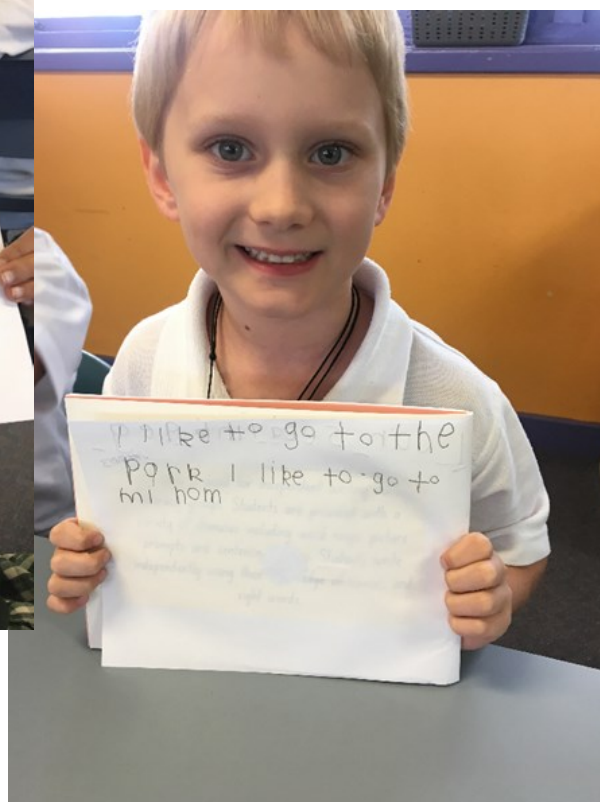
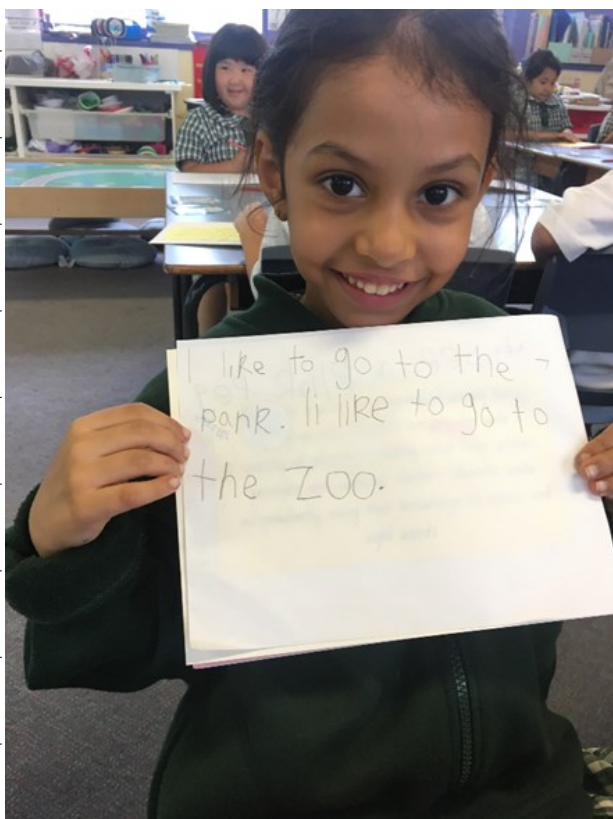
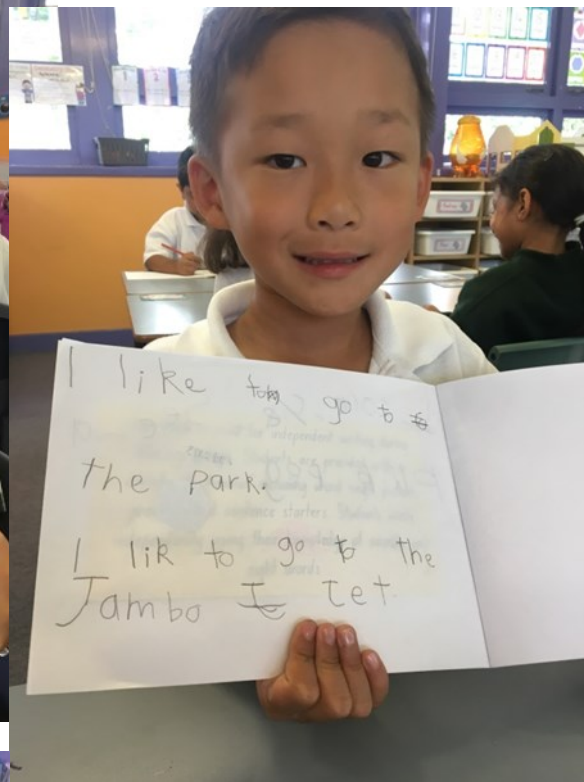
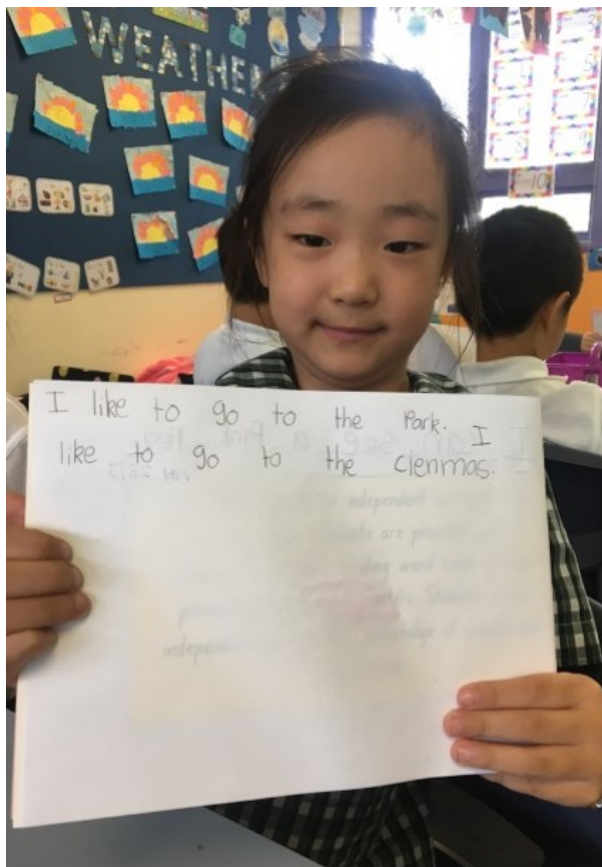
## KINDERGARTEN NEWS

Kindergarten have had a very busy first term of school. We have learnt so many new and exciting things. We are getting very good at reading and we are beginning to use our knowledge of sounds and sight words to write simple sentences.





## KINDERGARTEN NEWS



## Money Matters!

With the canteen re-opening in Term 2, students in 1L brushed up on their money skills. We revised how much each coin was worth, and how to count money. Once everyone was confident in their ability, we started our Maths rotations.



Some of our students matched pictures of coins to their amount.




Others practised their number skills with Osmos on the iPad.



Here, students looked at the new canteen menu and took out play money to see how much they would need in coins.

While the rest of the class figured out how much change they would receive after buying food at the canteen. This was the hardest activity but we focused very hard to remember how to work out the answer.







**Kent Road  
Public School**



**PARENTS  
YOU ARE  
INVITED**

## **Achieving School Success Parenting Program**

**Date:** Friday  
4/5/18- 8/6/18

**Time:** 2 -3pm

**Venue:** Meet at  
Kent Road front  
office.

**Afternoon Tea  
provided**

*Ready for Life, Ready for Success is  
hosting a 5-week program to assist  
and support families with children in  
Kindergarten to Year 1*

### **Topics:**

- NSW school system- homework
- child development
- managing children's stress
- resilience
- fostering self-esteem
- the importance of play
- the use of modern technology
- managing emotions



**Our contact details: Vicki**  
**[RFLRFS@ccas.org.au](mailto:RFLRFS@ccas.org.au) or 9858 3222**

To confirm your attendance to the program, please return this slip to your teacher



Parent's Name: \_\_\_\_\_

Child's Name: \_\_\_\_\_ Child's Class: \_\_\_\_\_

Contact Number: \_\_\_\_\_

Email: \_\_\_\_\_

Will you have a young child with you: Yes ☐

No ☐



## Autumn Artists



Last week, 2V set out on a nature walk to find and collect a range of natural materials they could use for their artworks. It is the perfect time of the year to do this as all the leaves are starting to change colour- some are even multi-coloured! We collected leaves of all shapes and sizes, while thinking carefully about what we needed for our artworks.

We had a fantastic time being creative and turning our natural materials into different animals. Have a look at our Amazing Autumn Artworks!



Some Autumn Artists in action!

Bird



Fox



Mouse





**Year 3 Blue Mountains Excursion**

Last Wednesday Year 3 travelled up to the Blue Mountains for their overnight excursion. Over the two days we managed to visit many interesting and exciting attractions. We had morning tea at The Three Sisters before visiting Lithgow State Mine Heritage Park where we discovered the world of coal and the coal miners' lives. We saw a blacksmith in action and were treated to a ride in the miners' transportation truck! Next stop was Historic Hartley where we explored a 19th century village and recreated a trial in the court house.

The next day we were up early and went to Scenic World. We took a ride on both the steepest passenger railway in the world and the Scenic Cableway. We were guided through the rainforest and were lucky to see some contemporary sculptures that will be part of an exhibition later this month. To finish, we visited the Blue Mountains Heritage Centre where we went on an Aboriginal discovery walk through the bush, ending up at the Govetts Leap Lookout. We were very lucky with the weather, the sun was shining the whole time and everyone thoroughly enjoyed themselves.

YR3 NEWS





## Macquarie University Speech Pathology Project

## Macquarie University Speech Pathology Project

Oral language (speaking and listening) is used in all aspects of the classroom and it builds strong foundations for the reading and writing skills developed in school. Children will continue to use oral language as they grow and learn to become successful readers and confident, strong communicators.



You can help your children at home by encouraging them to have conversations with you in your home language. Speaking with your child in your most confident language builds their language skills which will then help their English skills at school. Having daily conversations with your child helps them practice paying attention in conversation and learning how to respond correctly. When a child is asked “How was school?” the response can often be just “good” or “I don’t know”. You can lengthen these conversations and help children to talk to you more by asking different types of questions. Asking questions like:

- “What was the best/worst thing that happened at school today?”,
- “What can you show me that you learned today?”,
- “What is the biggest difference between this year and last year” or
- “What was something interesting or funny your teacher said today?”,
- “Where do you like to play on the playground? Why”,
- “Where do you get your best work done in the classroom? Why?”,
- “Who did you play with today”,
- “If you could choose, who would you like to sit with in class? Why?”,
- “When is your favourite time of day at school? Why?”.

These questions use ‘**wh words**’ (*who, what, where, when, why*) which are important for understanding questions in the classroom and for writing different text types in class. Practicing these sorts of questions in everyday conversations in your home language strengthen a child’s ability to use these sentences, which builds skills for literacy in the classroom.

## Pedestrian Crossings

You and your child should always use a pedestrian crossing if there is one available. It is the safest point at which to cross a road. Share how to use the different pedestrian crossings with your child when you are out walking together. Model the correct behaviours - they learn from you.



### Children's crossings

Children's crossings are usually part-time crossings that operate before and after school hours. They can also operate at other times when children use the crossing for excursions or during break times. When the red 'Children Crossing' flags are displayed, you must stop at the white line if pedestrians are waiting to cross. Drivers must remain stopped until the crossing is clear of pedestrians.



### Pedestrian crossings (zebra crossings)

Talk with your child about waiting until all vehicles have stopped before starting to cross. Some drivers may not stop for pedestrians. If you are driving, you must slow down and stop when a pedestrian steps onto a marked crossing. You must give way to any pedestrian on the crossing. Crossings with poor visibility have zigzag white lines painted on the road to warn drivers.

If there is school crossing supervisor, hold hands with your child and wait together on the footpath, at least one step back from the edge of the road, until the supervisor indicates that it is safe to enter the crossing.

If you are driving, you must stop until the crossing supervisor's hand-held sign is no longer displayed, or until the supervisor indicates that you may proceed through the crossing.





### Pedestrian traffic signals

Always wait for the light to change to the green walk signal before crossing. Make sure that vehicles stop before you cross, and don't walk if vehicles are moving through the crossing or if the red don't walk signal shows. When approaching traffic lights, you must not start to cross on the flashing red don't walk signal. You must wait for the green signal before you start to cross. At some intersections, **pedestrian countdown timers** have replaced the flashing red man don't walk signal. The countdown timers show how many seconds you have left to finish crossing before oncoming vehicles will be given a green light. If you haven't started to cross, the countdown timers can help you decide if it's safe to do so.

### Pedestrian refuge islands



Pedestrian refuge islands are not pedestrian crossings. They are installed on busy or wide roads to help you cross in two stages. Sometimes they are used with a pedestrian crossing when a staged crossing is required.



## On holidays

Going on holidays is an exciting time for you and your child. Travelling to different places often means new surroundings and traffic conditions. Roads, footpaths and pedestrian facilities may look different in holiday areas. Whether it's a holiday by the beach, in the city or the bush, chances are there will be different road conditions. While you may be relaxed, it is important to talk to your child about the differences in the road and traffic environment.

Holiday parks and camping grounds also bring their own set of road safety challenges for your child. There will be more children out walking and riding bikes and scooters. Remember:

- The best way to keep your child safe on or near the road is to hold their hand.
- Talk to your child daily about road safety.
- Remind other adults and carers about this too.



## KENT ROAD PUBLIC SCHOOL

### Kindergarten 2019 School Tours



\*Monday 7th May  
\*Monday 30th July

\*Monday 4th June  
\*Monday 27th August

9.00am - 10.30am



All parents and pre-schoolers who will be commencing school in 2019 are invited to attend one of these dates.

- \* Learn about school programs
- \* Visit classrooms
- \* Meet teachers









**RSVP by:**  
Ph: 9878 2884 Fax: 9878 5795  
Email:  
[kentroad-p.school@det.nsw.edu.au](mailto:kentroad-p.school@det.nsw.edu.au)  
[www.kentroadpublicschool.com](http://www.kentroadpublicschool.com)



**KENT ROAD P&C ASSOCIATION NEWS****TERM ONE VOLUNTEER THANK YOU**

Many thanks to all school community members who have VOLUNTEERED in some way throughout Term One, your time and assistance are greatly appreciated by our Association and volunteer coordinators as well as our school and students.

Many thanks also to all P&C members, particularly those in a VOLUNTEER executive or coordinating role for their time and considerable efforts for our school and students throughout Term One.

*Kent Road Public School P&C Association*

**KENT ROAD CLASS PARENTS – 2018**

Many of our Class Parents have already begun compiling their 2018 contact lists and our remaining Class Parents would like to do so over the coming holidays. If you would like your details to be a part of your Class Contact Email List please return the form attached to the introduction letter using any of the outlined methods during this week.

*Isabella Tan, Class Parent Coordinator*

**KENT RD UNIFORM SHOP**

The Kent Road Uniform Shop is **open every Monday of school term** from 8.45am until 9.30am. During this time, you can purchase items; check sizing or exchange items (just make sure tags are still on).

You can also make purchases at any time at [www.kentroadpublicschool.com/PandC/store/](http://www.kentroadpublicschool.com/PandC/store/). Your order will be **delivered directly to your child's classroom**.

**Term 2** - During the first week of next term, the Uniform Shop will be **open for two days - Monday, 30<sup>th</sup> May (pupil-free day) and Tuesday 31<sup>st</sup> May (1<sup>st</sup> day of term)**. We will be open the usual hours, 8.45am - 9.30am.

Any online orders completed during the holidays will be packed and delivered to your child's class during the first week back at school.

**Monday volunteers needed** - We are looking for some extra helpers on Mondays. If you'd like to help out, please email your availability to [krpsuniformshop@gmail.com](mailto:krpsuniformshop@gmail.com) or you can leave your details at the office. It's a great way to support the school while meeting new people at the same time. We hope you can join the team.

**Uniform Shop Roster / Mondays during Term 8.30am – 9.30am/ Shop Open for Sales and Exchanges – Term One and Two**

DATE	Term Week	Volunteer	Volunteer	Volunteer	Volunteer
9 <sup>th</sup> April	11	Kate	Anastasia	Edith	Edith
30 <sup>th</sup> April	<b>1 / Monday Pupil Free Day</b>	Kate	Anastasia	Fran	River
1 <sup>st</sup> May	<b>1 / Tuesday Students Return</b>	Kate	Emily	Edith	Yang
7 <sup>th</sup> May	2	Kate	<b>HELP NEEDED</b>	Naomi	River
14 <sup>th</sup> May	3	Kate	Emily	Edith	<b>HELP NEEDED</b>

**Uniform Shop Roster / Thursdays during Term 9.05am – 10am/ Online Order Packing Only / No Face to Face Sales – Term One and Two**

Date	School Week	Volunteer	Volunteer	Volunteer
12 <sup>th</sup> April	11	Archana	Fran	Keiko
3 <sup>rd</sup> May	1	Fran	May	Liyan
10 <sup>th</sup> May	2	Archana	Lisa	Eiman
17 <sup>th</sup> May	3	Fran	Keiko	Rachel

*Kent Road Uniform Shop*



# Junior

SCIENCE ACADEMY

## SCHOOL HOLIDAY PROGRAMS AT MACQUARIE UNIVERSITY – [mq.edu.au/about/holidays](http://mq.edu.au/about/holidays)

- Children are introduced to science concepts and skills in a safe and supervised environment.
- Courses teach the concepts through experiments, art, drama, physical activity, craft and other hands-on activities.
- Students are provided with experiences and activities that help them to understand a concept or gain knowledge in an active way.
- Courses are added and rotated each school holidays, and drop off and pick-up times are designed for the working parent.
- The Junior Science Academy is for children in Years K–6 in primary school.



Drop off	8.30am – 9.30am
Activities	9.30am – 4.30pm
Pick-up	4.30pm – 5.30pm
Cost	\$122



## BEFORE AND AFTER SCHOOL CARE

My name is Rathy. I am a qualified Childcare educator.

I currently have spaces available for before and after school care. If you are interested please contact me on

**0470 320 719 / 7900 8381**



# APRIL SCHOOL HOLIDAY CAMP

Mon Apr 23rd – Thu Apr 26th  
[9am – 12pm]

Boys & Girls  
[5 – 17 years]

\$260 (includes training jersey)

\$230 (for existing members and previous camp attendees)

ELS Hall Synthetic Field, 109A Kent Rd, North Ryde

Register at [justfootballacademy.com.au/register](http://justfootballacademy.com.au/register) | Enquires can be made on 1300 724 189





Starting in Term 2, Mine Art Fun, will be running after school origami classes every Wednesday.

Each class will run from 3:15pm to 4:45pm taught by Tracey Rogers. Each class costs \$20.

The classes do a variety of activities such as going over different folds and model bases. Learning how to divide a square into halves thirds 4ths up to 8ths... and geometric shapes... and how to use all of these practices and ideas to create 3d objects from flat paper... and of course they make models.

More information can be found at the website: [www.mineartfun.com](http://www.mineartfun.com)

If you are interested in attending please use the website to enrol or simply fill in the form and return to your class teacher or see Mrs Gwynne in Year One.

-----

My daughter/son \_\_\_\_\_ of class \_\_\_\_\_ would like to attend Origami on Wednesday afternoons from 3:15pm to 4:45pm.

My email address is: \_\_\_\_\_

Parent Name: \_\_\_\_\_