



# KENT ROAD PUBLIC SCHOOL

## BLUE GUM NEWS

Kent & Herring Roads, EASTWOOD 2122 T:9878 2884 F:9878 5795 E: kentroad-p.school@det.nsw.edu.au

Term Three Week 10

Tuesday 24th September 2019

### Important Dates & Notes

PSSA This Friday  
Please visit our  
website for  
locations

Assembly Friday  
**NO**

Gold Medal  
Assembly Yrs3-6  
Friday 18th  
October

Year 6 Overnight  
Excursion  
Wed 23rd Oct-  
Fri 25th Oct

### Term Dates 2019

Term 2  
30/04/19—05/07/19

Term 3  
23/07/19—27/09/19

Term 4  
14/10/19—18/12/19

Last day for students  
Wednesday  
18th December 2019

### Dear Parents and Carers

As I write this, Ms Minifie, Miss Cramp and Miss Houze are currently touring the NSW outback with 20 of our year 6 students and will return on Friday night.

I am sure you are aware that this week is the final week of Term 3. Students and teachers will return to school to begin Term 4 on Monday 14<sup>th</sup> October.

In Term Four, there are many activities students will participate in such as the Granny Smith Festival in Eastwood on Saturday 19<sup>th</sup> October which will see our three bands as well as our six dance groups perform throughout the day.

Our year 6 students and teachers will travel to Canberra for their overnight excursion in week 2 from Wednesday 23<sup>rd</sup> – Friday 25<sup>th</sup> October.

Kindergarten orientation for those who have submitted an application for 2020 will again run over three Fridays next term beginning on Friday 25<sup>th</sup> October, Friday 1<sup>st</sup> November and Friday 8<sup>th</sup> November.

I hope all students enjoy a relaxing, safe two week holiday and look forward to seeing everyone back for a busy Term 4.

Ms Fiona Hamilton  
Deputy Principal

## SCHOOL BANKING

**Due to the low response to school banking, it will NOT continue next term.**

**You are still welcome to bank at Bendigo Bank, but the books will no longer be collected by a P and C volunteer to be processed at the bank.**

Year One have had a great time learning all about the states of Australia. We worked great in groups to create a landmark/landform from our focus state.

1N made some amazing landmarks from Queensland.



We can't wait to visit all the classes and see what they have built on our tour around Australia!

As part of our Personal development program Year Two have been looking at the character traits of Curiosity and Energy. We are keen to develop our interests in new things and to learn things with enthusiasm and eagerness.

Here are some of the things we are curious and enthusiastic about at school:

| Curiosity  | Energy  |
|--|---|
| What rice would soften first in hot water, jasmine or black? | Learning circus skills in Performing Arts                               |
| Are sheep colder when their wool is clipped?                 | Using strong words to convince people to believe in what you are saying |
| How are man-made materials made, such as viscose?            | Practising kicking skills in PE   |
| How long is the Great Wall of China?                         | Creating our own country in Geography                                   |

Our Character Trait artworks











*Researching using technology and sharing our discoveries.*



*We discussed how Indigenous people use local materials to make the items they need to survive.*



*We were so grateful to be sent some samples of alpaca and sheep wool, as well as some combed silk, from craftsman who spins and knits his own yarn. Here is part of our display.*



*A silkworm cocoon is quite firm and very fragile.*



*The freshly cut alpaca wool had rough thick guard hairs and soft hairs for warmth. There were lots of seeds and leaves caught in it.*



*Alpaca wool, cleaned of guard hairs and ready to spin. The fibres were long and came apart very easily.*



*A long thread of spun alpaca wool. It was soft and very twisty.*

We have really enjoyed learning more about where our food, clothing, and shelter comes from. Our teachers have been very proud of our teamwork, thoughtful questions, careful recording, and growing research skills.



On Monday 16<sup>th</sup> September, 97 Year 5 students embarked on their three day camp to the South Coast's Original Gold Rush Colony in Mogo to experience Gold history and what Australian culture was like during the 1850s.

By coach, we left school at 7:30am and travelled south to Minnamurra Rainforest near Jamberoo. Within the Minnamurra Education Centre, the staff continuously praised the confidence and initiative of our Year 5 students in the STEM activities they facilitated on site using natural resources to represent their ideas before viewing an informative presentation about conserving our natural rainforests. Our Year 5's then split into class groups and participated in a steep hike through the rainforest with a National Park Ranger. The students were fortunate to see an array of native plants and wildlife, including King Parrots, Lyrebirds, Blue Tongue Lizards and Water Dragons.



After feeling quite grounded by our immersion in nature, we returned to the coach and continued to the town of Kiama for some lunch after visiting the Kiama Blowhole beside the glistening Pacific Ocean.

With full stomachs, we continued on to our new home in Mogo's Gold Rush Colony to set up camp and to enjoy our first dinner together beside the resident peacocks.







That night, despite the rain, we were able to enjoy an evening together with Rod who shared information about his Indigenous Australian culture and allowed students to interact with his didgeridoo.


The next day was a busy day at the Gold Rush Colony where our students were taken back in time to experience what life was like in the Gold Rush era. Students panned for gold, saw traditional wood turning, travelled through an underground mine and saw a blacksmith working before making damper and creating an old fashion toy; the Whirly Gig.

After a quick walk to the ice cream shop in Mogo town, it was time to compete in a “friendly” competition to help decorate the hall for the bush dance that night. Students raced against each other in their cabin groups to make the longest paper chain possible to hang around the hall. The students did an exceptional job in their teams. With the hall now decorated, students enjoyed a social night bush dancing and disco dancing with The Clydesdales Bush Band.





The next morning, it was time to depart and make our way to Mogo Zoo to view a variety of animals with the guidance of a volunteer tour guide.



With our hearts filled with love for the different animals we saw actively moving around their facilities, we boarded our coaches, stopped for lunch in Ulladulla and relaxed on the bus as it headed for Kent Road.

Our Year 5 students had a fabulous time experiencing new activities and towns within New South Wales. Our Year 5's are to be commended on their manners, team work and initiative throughout the entire trip.

Thank you Year 5 and fellow camp teachers for the memories, company and many giggles.

Miss Sheridan, Mrs Prins, Miss Josling, Miss Thomson and Mr Harrison





## School Leader visit to Parliament House

Last Wednesday, our school leaders were invited by the Hon Victor Dominello the Member for Ryde to attend question time in Parliament House followed by afternoon tea. After arriving in the rain, we toured of the ground floor with Ms Hamilton and looked at some beautiful paintings as well as the water fountain before having lunch in the parliament café. All the food was served on china plates with the parliament crest in gold.

We then climbed the ancient spiral stair case and quietly sat in the visitor's gallery with about four other primary schools from the Ryde area and waited for the politicians to enter for question time.

The speaker, Mr Jonathan O'Dea, formally welcomed the leaders from Kent Road Public School to the Legislative Assembly before the action began. We were surprised at how lively the questions were and how much shouting was happening between each party. At times it was hard to keep control.

After question time concluded we moved into a library room where we were served scones with jam and cream as well as a juice. Next we were presented with our certificates to acknowledge our leadership role.

It was really fun seeing question time in action and listening to Mr Dominello talk to us about being leaders and how important it is. I really liked looking at the Hansard books in the library and couldn't believe some were as old as 1850. It was interesting to see the old part of the building linked to the new section. I really enjoyed having the opportunity to visit Parliament House.

Nikkita F School Captain





## Road Safety- Child Car Seats

### National child restraint laws

Children up to the age of six months must be secured in an approved rearward facing restraint  
Children aged from six months old but under four years old must be secured in either a rear or forward facing approved child restraint with an inbuilt harness

Children under four years old cannot travel in the front seat of a vehicle with two or more rows

Children aged from four years old but under seven years old must be secured in a forward facing approved child restraint with an inbuilt harness or an approved booster seat

Children aged from four years old but under seven years old cannot travel in the front seat of a vehicle with two or more rows, unless all other back seats are occupied by children younger than seven years in an approved child restraint or booster seat

Children aged from seven years old but under 16 years old who are too small to be restrained by a seatbelt properly adjusted and fastened are strongly recommended to use an approved booster seat

Children in booster seats must be restrained by a suitable lap and sash type approved seatbelt that is properly adjusted and fastened, or by a suitable approved child safety harness that is properly adjusted and fastened.

If your child is too small for the child restraint specified for their age, they should be kept in their current child restraint until it is safe for them to move to the next level.

If your child is too large for the child restraint specified for their age, they may move to the next level of child restraint.

It is recommended that children up to and including 12 years of age should always sit in the rear seat, even though children 7+ years can legally occupy the front seat of a vehicle.

The Child Car Seats website has a detailed [FAQs section](#).

Follow the manufacturer's instructions carefully when fitting child car seats. If you are unable to locate the fitting instructions, contact the manufacturer or search for the instructions online.

To ensure correct and safe installation of your child car seat, have it checked by an [Authorised Restraint Fitter](#).

At school, your child will learn about road safety as part of Personal Development, Health and Physical Education. Help them learn the passenger safety messages by using them and sharing them whenever you are out and about in the car.

### Students in Early Stage 1 to Stage 3

Click, clack front and back

Always buckle up safely

Get in and out of the car on the footpath side



## Holidays


Going on holidays is an exciting time for you and your child. Travelling to different places often means new surroundings and traffic conditions. Roads, footpaths and pedestrian facilities may look different in holiday areas. Whether it's a holiday by the beach, in the city or the bush, chances are there will be different road conditions. While you may be relaxed, it is important to talk to your child about the differences in the road and traffic environment.

Holiday parks and camping grounds also bring their own set of road safety challenges for your child. There will be more children out walking and riding bikes and scooters. Remember:

**The best way to keep your child safe on or near the road is to hold their hand.**

**Talk to your child daily about road safety.**

**Remind other adults and carers about this too.**





# Active Homework

*What is Active Homework?*

*Active Homework is similar to other homework. Active homework is an optional piece of homework that can be completed at home. It requires elements of physical activity.*

*Each week K-2 students and 3-6 students will be given a piece of Active Homework.*

| Active Homework Activity Week 10   |   |
|--|---|
| K-2  | 3-6   |
| <p><b>Donkey Kicks</b></p> <ul style="list-style-type: none"> <li>Start in all 4's on the ground. Lean forward slightly with your hands flat on the floor. Try to keep your arms and elbows straight. Use both of your feet to kick off from the floor. Keep your knees bent as you kick off from the ground. Try to hold the position of your feet in the air, and then allow your feet to softly come back down to the floor. Both of your feet should land on the floor at the same time. This might take a few tries.</li> </ul>  | <p><b>High Knees</b></p> <ul style="list-style-type: none"> <li>Start in a standing position. Lift your knees, one at a time so your thighs are parallel to the ground. Add arm swinging and pick up the pace a little. Try to remain in the same spot throughout the exercise.</li> </ul>  |



Every Tuesday after school from 3:15pm to 4:30pm (75mins)  
 To Enrol: [www.trybooking.com/553154](http://www.trybooking.com/553154)  
 Fees: \$250 per term

# LEARN PHYSICS AND SCIENCE WHILE BUILDING LEGO® MODELS WITH YOUNG ENGINEERS



## BRICKS CHALLENGE

Bricks Challenge is Young Engineers' most popular program. By introducing children to science, technology, engineering, and mathematics (STEM) we make sure they're prepared for high school, college, and beyond!

### Step-by-step instructions



**YOUNG  
ENGINEERS**



**0432 593 564**

[YESClub@young-engineers.com.au](mailto:YESClub@young-engineers.com.au)

[www.iwsydney.young-engineers.com.au/  
YoungEngineersSydney](http://www.iwsydney.young-engineers.com.au/YoungEngineersSydney)

# CODING FOR KIDS

## TERM 4, 2019

### SAVE \$100 ON YOUR CHILD'S ENROLMENT



Creative Kids  
Approved Provider

### Y1 - Y6 STUDENTS, Kent Road Public School

## LEARN TO CODE AND BUILD YOUR OWN ONLINE PROJECTS WITH CODE4FUN

Year 1 to Year 6 students are welcome to join. STEM focused programs – students develop critical thinking and problem solving skills by learning to code.

- **Kent Road Public School**  
Classroom: 4H
- **Every Wednesday, 16 Oct – 11 Dec (9 weeks)**  
**Scratch Beginners Level 3**  
**Y1 – Y3 students** 3:15 pm – 4:15 pm
- **Every Wednesday, 16 Oct – 11 Dec (9 weeks)**  
**Scratch Beginners Level 3**  
**Y4 – Y6 students** 4:25 pm – 5:25 pm
- **Laptops are provided**
- **\$198 per student per term**

**ENROL NOW:** [www.code4fun.com.au/krps](http://www.code4fun.com.au/krps)

If you have any questions email us at [info@code4fun.com.au](mailto:info@code4fun.com.au) or call 0452 525 453.  
Check out our website at [www.code4fun.com.au](http://www.code4fun.com.au) for more details about our school.



## CODE4FUN





**Auskick is coming  
to your school!**

NAB AFL Auskick is the best fun you can have being active! In weekly sessions, Auskickers explore the world of AFL, build football skills and play in a safe and super fun setting!

**Register at [play.afl/auskick](https://play.afl/auskick)**



**Kicking off  
28th Oct - 18th Nov  
(4wks)**

Sessions running Mondays  
3:20pm - 4:20pm

**PROGRAM LEADER**  
**Holly Graham**  
**0448 478 789**