



KENT ROAD PUBLIC SCHOOL

BLUE GUM NEWS

Kent & Herring Roads, EASTWOOD 2122 T:9878 2884 F:9878 5795 E: kentroad-p.school@det.nsw.edu.au

Term One Week 11

Tuesday 9th April 2019

Important Dates & Notes

PSSA This Friday
Please visit our
website for
locations

Assembly This Friday
Yrs K-2 9.10am
In K-1 playground

**School Banking
This Monday**

**Yr 2 Zoo Snooze
Overnight Excursion**
Wed 10 April—
Thur 11 April
2W & 2S & 2R (half
the class)
Thur 11 April—
Fri 12 April
2C & 2H & 2R
(half the class)

**Yr 6 Field of Mars
Excursion**
Wed 10 April

Term Dates 2019

Term 1

Last day—
Fri 12th April

Term 2

30/04/19—05/07/19

Term 3

23/07/19—27/09/19

Term 4

14/10/19—18/12/19

Last day for students

Wednesday
18th December 2019

Dear Parents and Carers

Our students have worked very hard over the past eleven weeks and had a very productive term. Best wishes to everyone for a relaxing holiday. I look forward to seeing everyone when school returns on Tuesday 30th April.

HAT PARADE

What a great turnout we had for today's Hat Parade. There were colourful hats of all shapes and sizes. Thank you parents for helping your child to create a hat to make the occasion a success. Thank you also to Miss Lindsay, Miss Stevenson, Miss Lee and all K-2 teachers for their organization of the parade

Congratulations to the students who won one of the 110 Easter Egg prizes in the raffle. Thank you to everyone who donated eggs and bunnies to the competition. Thank you to Mrs. Silsby and the office staff for organising the raffle, and to the parents who wrapped the baskets last week.



Thank you
Kent Road!

The Easter Raffle
raised \$5500.00. This
will be used to buy
more playground
resources



ANZAC DAY SERVICE – YEARS 4-6

Students in Years 4-6 will participate in our school's ANZAC Day service on Thursday 11th April in the school hall. We welcome Mr. Gordon McPherson from North Ryde RSL to the school and thank him for his support.

ANZAC Day – 25th April

This year ANZAC Day falls in the school holidays. Several of our Year Six student leaders will be attending the service at North Ryde RSL on the 25th. All students and parents are welcome to attend.

The meeting place is in North Ryde Park opposite North Ryde RSL at 6.30am. There is a breakfast following the ANZAC Day service if families would like to attend. Should it be raining the meeting place will be in the auditorium in North Ryde RSL club.

The ceremony will last approximately 45 minutes.

EXCURSION ACTIVITIES THIS WEEK

Year Two students who are attending the Zoo Snooze overnight excursion on Wednesday afternoon or Thursday afternoon, are reminded they need to be at school, in their classroom at 4.15pm.

Year Six students will explore the local environment in a visit to the Environmental Education Centre at the Field of Mars in East Ryde tomorrow.

Year Six student leaders travelled into the city for the ANZAC Day service in Hyde Park today.

STUDENT BANKING - MONDAYS

Student banking day is now Monday. Students are asked to drop off their deposit books at the front office on Mondays.

ASSEMBLY THS WEEK

This Friday, 12th April, we will hold an assembly at 9.10am for students in Kindergarten – Year Two under the blue shade sail in the K-1 playground, weather permitting.

At the assembly we will:

- Present gold medals to students who have reached that level
- Hand out class merit certificates and sport certificates
- Parents are welcome to attend.

Last week's 3-6 assembly was postponed due to the wet weather.

AFTER SCHOOL ACTIVITY – CODING

Both classes for Term Two are now fully booked out.

SCHOOL FEES INVOICE

Student invoices for school fees were issued to students today. Parents may choose to pay these fees in cash, cheque or credit card. An online payment option is available through our website www.kentroadpublicschool.com.au, in the payment section.

We are happy to accept payment for fees in instalments or the full payment.

Many thanks in anticipation!

Denise Minifie

Principal





This term in Science, Kindergarten have been learning all about the weather. We have looked at seasons, temperature, weather symbols, and last week we discussed wind and how we could measure it. We made our very own wind socks and tested them in different areas of the classroom and playground.



Last week KH met their buddies from 6R. We spent some time getting to know each other and our buddies very kindly helped us to make our Easter baskets. We had so much fun and can't wait to meet up with our buddies again soon.

KINDERGARTEN NEWS



Old Schoolhouse Museum Excursion

YEAR ONE NEWS


This week year one went back in time and visited the Old Schoolhouse Museum. The first activity we did was visit the classroom from 1910. Here we sang 'God Save the King' standing up next to our desks. We learnt how students sang this anthem every day before they started learning. We then learnt how they used a jelly pad to make copies and used stamps often for letters, numbers and maps.



After that, we took part in a treasure hunt! We had to carefully look around the room to find precious artefacts. Everyone also had a go at old games and toys such as marbles, knucklebones and all sorts of wooden toys and puzzles.



Last week Year One were transported back in time as they visited the Old Schoolhouse Museum in North Ryde. As part of our History unit students spent the day in classrooms from the 1800s and 1900s. They wrote on slate boards and used dip pens to practice their writing. Time was spend outside learning how to do the May Pole Dance and exercising using wooden dumb bells. We played games from the olden days such as marbles, quoits and games with wooden hula hoops. Year One had a fabulous day experiencing



2S have been doing directed drawings!

A directed drawing is when step by step instructions are given to complete a picture. The 'Art for Kids Hub' Youtube channel is our favourite!

Here are some photos of us completing a directed drawing of a lorikeet! We concentrated really hard to follow the instructions correctly. This video also showed us how to colour in our lorikeets using coloured pencils to shade and blend the colours. We hope you like them!



Year 3 Blue Mountains Excursion

Last Wednesday Year 3 travelled up to the Blue Mountains for their overnight excursion. Over the two days we managed to visit many interesting and exciting attractions. We had morning tea at The Three Sisters before visiting Lithgow State Mine Heritage Park where we discovered the world of coal and the coal miners' lives. We saw a blacksmith in action and learnt about a fire that happened in a mine! Next stop was Historic Hartley where we explored a 19th century village and recreated a trial in the court house and church.

The next day we were up early and went to Scenic World. We took a ride on both the steepest passenger railway in the world and the Scenic Cableway. We were guided through the rainforest and were lucky to see some contemporary sculptures that will be part of an exhibition later this month. To finish, we visited the Blue Mountains Heritage Centre where we went on an Aboriginal discovery walk through the bush, ending up at the Govetts Leap Lookout. We were very lucky with the weather, the sun was shining the whole time and everyone thoroughly enjoyed themselves.

Mrs C Brooks



The Three Sisters Lookout

Below some of our year 3 students tell us about their favourite stops.

Bush Walking

The best part of the camp was the bushwalk because there were lots of interesting plants & animals. The bush around us was very beautiful & the animals that I saw had very inspiring patterns on them. There were lots of plants including the Blue Gum, there were some Banksias & bucket loads more. On the bushwalk I saw a bunch of ants & lots of different types, I saw a lizard, a spider, 5 birds, 3 bees, 6 mosquitos & 11 flies. But I bet you that there is more than 27 animals in that forest.

Before we went on the bushwalk we were inspired by some rangers who told us about the aboriginal times. They showed us how to make ochre, what they used to hunt & how to make it, they told us what they did, what they ate, how they hunted & more. They also played the didgeridoo, while the boys did the kangaroo dance & the girls did the emu dance. I had heaps of fun there, & I think you would to!

By Christopher

Historic Hartley

My favourite part of the camp was Historic Hartley because we went in a court room and when I answered a question right I got to wear a wig and play the part of a magistrate. The wig was white, curly, and itchy. The Historic Hartley Court Room was used for seeing what a person did wrong and what their punishment would be. We also went and looked at the holding room and the old church.

By Zoey U



Year 3's Court House trial Little Hartley

Lithgow State Mine

At Lithgow we went to an old mine. It looked like a little bit of a farm and a factory. The first thing we did was look at a big truck that scooped up the coal and then the coal goes back to the land. After that we went into a building and watched a video of how miners collected the coal. The coal got taken out of the rocks by a man saying fire followed by an explosion. Then we went to walk in the bush and we got to collect some coal each. The last place we went to was the Blacksmith's workshop. The Blacksmith made us a spoon which had a swirl at the end. It was interesting to see how he heated the metal so that he could bend and shape it. He told us that blacksmiths used to make machinery and horse shoes for the horses that worked in the mine.

By Fiona S



Scenic World

SCENIC World was my favourite. I loved the Scenic Railway, the Cableway and also the walkway through the rainforest. I liked the Railway because it was fun, a little bit scary and very quick. It was a mix of emotions. We went up the railway backwards, not down. I thought I was going to fall onto the wind screen.

I also liked the Cableway, it was an excellent way to see the view. There were billions of trees in our view.

We also went on the walkway to the heart of the forest, the air was so fresh and clean. We listened to our tour guide speak to us about snakes and spiders.

We also got to have a look in the souvenir shop. I bought a coin and a kookaburra that you hatch.

By Ben W



Scenic World



Govetts Leap the last stop before we headed home.



A Journey to Antarctica Incursion

Last week, Year 5 was fortunate to invite adventurer Chris Olsen to Kent Road Public School to share his experiences, personal footage, knowledge and stories gathered from his three journeys to Antarctica over the past 15 years.

Our Year 5 students thoroughly enjoyed listening to, interacting with and questioning Chris over his expeditions with a broad range of knowledge pleasingly communicated between our students and Chris throughout the 90 minute presentation. These questions ranged from Chris' observed impact of Global Warming on Antarctica over the 15 year period, the dangers of ice crevasses, historical explorers, the importance of preservation, tourist rights and rules and the hardships of Antarctica alongside countless questions on the adorable penguin colonies, seals and orca families Chris observed during his time on this southern continent.

Due to Chris' generosity, students were able to dress up in attire necessary for survival in Antarctica, view the tent Chris slept in on this dry desert, interact with rocks obtained from Antarctica's mainland, pass around an authentic piece of timber from Mawson's Hut before touching ice taken from Antarctica by Chris for educational purposes. In Chris' words, our students were the only students in Australia to be touching ice from Antarctica last Thursday. What an incredible memory for all students, and a valuable learning experience for all to see the bubbles of air trapped within this specific ice block and preserving historical knowledge of Antarctica's climate.

The fun, however, did not end in the classroom presentation. All Year 5 students then joined together to see a live demonstration of ice picking in the school's playground. Year 5 volunteers were able to experience ice picking first hand with Chris' guidance, whilst the audience enjoyed a shower of ice from a safe distance - this was a highly enjoyable conclusion to the day's incursion!

Both teachers and students thoroughly enjoyed this interactive ending to our work on Antarctica within Geography this term. Thank you, Chris, for the amount of organisation, effort and passion you delivered within your presentation, students were heard leaving the classroom door proclaiming it was *"the best school day ever!"*

Year 5 Teachers

Pedestrian Crossings

You and your child should always use a pedestrian crossing if there is one available. It is the safest point at which to cross a road. Share how to use the different pedestrian crossings with your child when you are out walking together. Model the correct behaviours - they learn from you.



Children's crossings

Children's crossings are usually part-time crossings that operate before and after school hours. They can also operate at other times when children use the crossing for excursions or during break times. When the red 'Children Crossing' flags are displayed, you must stop at the white line if pedestrians are waiting to cross. Drivers must remain stopped until the crossing is clear of pedestrians.



Pedestrian crossings (zebra crossings)

Talk with your child about waiting until all vehicles have stopped before starting to cross. Some drivers may not stop for pedestrians. If you are driving, you must slow down and stop when a pedestrian steps onto a marked crossing. You must give way to any pedestrian on the crossing. Crossings with poor visibility have zigzag white lines painted on the road to warn drivers.

If there is school crossing supervisor, hold hands with your child and wait together on the footpath, at least one step back from the edge of the road, until the supervisor indicates that it is safe to enter the crossing.

If you are driving, you must stop until the crossing supervisor's hand-held sign is no longer



Pedestrian traffic signals

Always wait for the light to change to the green walk signal before crossing. Make sure that vehicles stop before you cross, and don't walk if vehicles are moving through the crossing or if the red don't walk signal shows. When approaching traffic lights, you must not start to cross on the flashing red don't walk signal. You must wait for the green signal before you start to cross. At some intersections, **pedestrian countdown timers** have replaced the flashing red man don't walk signal. The countdown timers show how many seconds you have left to finish crossing before oncoming vehicles will be given a green light. If you haven't started to cross, the countdown timers can help you decide if it's safe to do so.

Pedestrian refuge islands



Pedestrian refuge islands are not pedestrian crossings. They are installed on busy or wide roads to help you cross in two stages. Sometimes they are used with a pedestrian crossing when a staged crossing is required.

The Kent Road Uniform Shop is **open every Monday from 8.45am until 9.30am** and our online shop is open anytime - <http://kentroadpublicschoolpcassociationuniformshop.vendecommerce.com>. You can also find the shop via the school website.

Any orders placed online during the school holidays will be packed and delivered to your child's teacher on the first day back of Term 2.

Special \$10 winter tunics – size 14 and 16 only

We are overstocked with size 14 and size 16 winter tunics so they are now on sale for \$10 instead of the usual \$50. You can purchase them in store on Mondays or online anytime.

Out of Stock Items

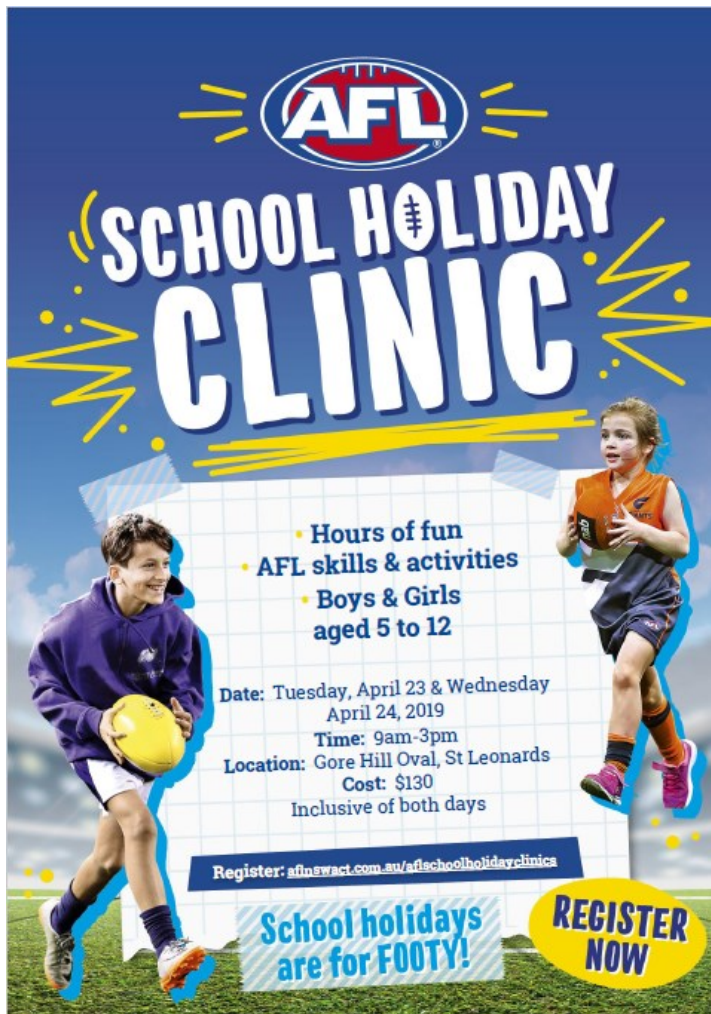
Girls long pants - size 6 and size 10 – not expected until the beginning of term 2 as we have had to find a new supplier.

Size 4 sports jackets

Any questions just email us at krpsuniformshop@gmail.com.

THURSDAYS – shop not open, order packing only

11/Apr/19	Week 11	Fran	Liyan	Eiman
-----------	---------	------	-------	-------



AFL

SCHOOL HOLIDAY CLINIC

- Hours of fun
- AFL skills & activities
- Boys & Girls aged 5 to 12

Date: Tuesday, April 23 & Wednesday April 24, 2019
 Time: 9am-3pm
 Location: Gore Hill Oval, St Leonards
 Cost: \$130
 Inclusive of both days

Register: afinewact.com.au/afschoolholidayclinics

School holidays are for FOOTY!

REGISTER NOW



Creative Writing at Kent Road Public School every Wednesday afternoon in Term 2

*Improve literacy, build confidence, take pride in work,
develop creativity, increase braininess and have a lot of fun.*

- Highly engaging workshops which build skills and techniques, broaden writing repertoire and make writing enjoyable.
- New creative writing exercise every week, discussions and oral stories. Fun atmosphere. New program every term.
- We accept **NSW Creative Kids** vouchers.
- All workshops led by real live published authors.
- Founded in 2006, we have worked with schools all over NSW and are accredited by NESA for teacher professional development.

Wednesdays, starting 1st May

Years 1 3.15pm-4.10pm (one place remaining)
 Years 2-4 4.15pm-5.10pm (places available)
 Years 4-6 5.15pm-6.10pm (places available)

Enrol now or contact us for more information

www.writingworkshop.com.au
bookings@writingworkshop.com.au
 Info: 0468 543 933





**FitHub
Australia**



WWW.FITHUBAUSTRALIA.COM

AFTER SCHOOL BOOTCAMP FOR KIDS

AT YOUR SCHOOL!

\$12 per class

LITTLE ROCKETS YEAR 3

WILD CATS YEAR 4

NITRO NINJAS YEAR 5

DYNAMITES YEAR 6

SMALL CLASSES

**CONFIDENCE - STRENGTH - AGILITY
FRIENDSHIPS - MOTIVATION - HEALTH**

"Making Fitness Fun"



TO BOOK A CLASS AT YOUR SCHOOL

CONTACT: DANNI FIGURES

MB: 0414 778 326 PH: 02 9899 5263